

Certificate of Calibration

CANNON-FENSKE ROUTINE VISCOMETER			
Size 100		Serial Number Y569	
Temperature	Constant	Expanded Uncertainty* (k=2)	Kinematic Viscosity Range
°C	mm ² /s ² , (cSt/s)	%	mm ² /s, (cSt)
40	0.01572	0.222	3 - 15
100	0.01566		

* In alignment with the Calibration and Measurement Capabilities of National Metrology Institutes, the expressed uncertainty is relative to the viscosity of water, and therefore the uncertainty of the viscosity of water (ISO/TR 3666 (1998), 0.17%) is not taken into account.

CALIBRATION DATA AT 40°C

Viscosity Standard	Kinematic Viscosity mm ² /s, (cSt)	Efflux Time Seconds	Constant mm ² /s ² , (cSt/s)
I3	3.839	244.14	0.01572
I6	7.004	445.63	0.01572

Average = 0.01572

ADDITIONAL INFORMATION

Ambient Temperature (approximate) 22 °C C₀ = 0.01574 B = 68 x 10⁻⁶/°C


Charge (approximate) 6.6 ml Driving fluid head (approximate) 10.2 cm Working diameter of lower reservoir 3.0 cm


Kinematic viscosities of the standards used in calibrating were established in Master Viscometers as described in Ind. Eng. Chem. Anal. Ed. 16,708(1944), ASTM D 2162, and the Journal of Research of the National Bureau of Standards, Vol. 52, No. 3, March 1954, Research Paper 2479.

Kinematic viscosities are traceable to the viscosity of, water ISO 3666, at 20°C (ITS-90). Temperature measurements are traceable to NIST fixed-point calibration of SPRTs.

The gravitational constant, g, is 980.1 cm/sec² at the Cannon Instrument Company. The gravitational constant varies up to 0.1% in the United States. To make this small correction in the viscometer constant, multiply the above viscometer constant by the factor [g (at your laboratory) / 980.1].

Calibrated by DLH on 5/1/2014
 Issue Date 5/1/2014

under supervision of 
 D. T. Trowbridge Ph.D Laboratory Technical Director
 J. T. Mastropiero Deputy Laboratory Technical Director
 M. T. Zubler Director of Quality Assurance



A2LA Cal Lab Cert #1262.01
The inclusion of the A2LA logo does not imply certification/approval of the products calibrated or tested.

ISO 9001 Registered by
 UL #10002540 QM

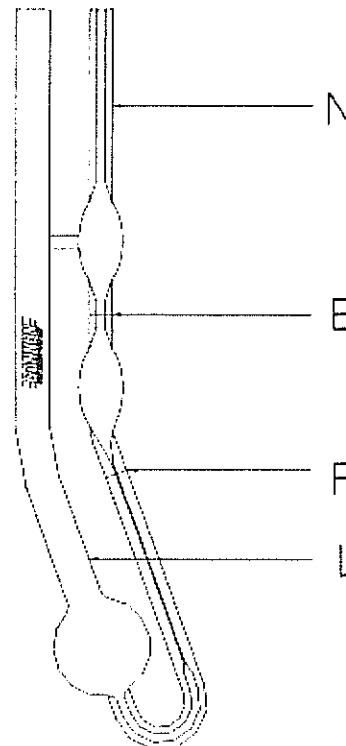
INTENDED USAGE

Kinematic Viscosity Measurement per Standard Test ASTM D 445, IP 71 and ISO 3104.

INSTRUCTIONS FOR USE

See also ASTM D445, D446 and ISO 3104, 3105

1. Clean the viscometer using suitable solvents, and by passing clean, dry, filtered air through the instrument to remove the final traces of solvents. Periodically, traces of organic deposits should be removed with chromic acid or non-chromium cleaning solution*.
2. If there is a possibility of lint, dust, or other solid material in the liquid sample, filter the sample through a sintered glass filter or fine mesh screen.
3. To charge the sample into the viscometer, invert the instrument and apply suction to tube L, immersing tube N in the liquid sample, and draw liquid to mark F. Wipe clean arm N, and turn the instrument to its normal vertical position.
4. Place the viscometer into the holder, and insert it into the constant temperature bath. A viscometer holder which fits the Cannon-Fenske Opaque viscometer and the Cannon-Manning Semi-Micro viscometer will also fit the Cannon-Fenske Routine viscometer. Align the viscometer vertically in the bath by means of a small plumb bob in tube L, if a self-aligning holder is not used.
5. Allow approximately 10 minutes for the sample to come to the bath temperature at 40°C and 15 minutes at 100°C.
6. Apply suction to tube N (or pressure to tube L) and draw the liquid slightly above mark E.
7. To measure the efflux time, allow the liquid sample to flow freely down past mark F, measuring the time for the meniscus to pass from mark E to mark F.
8. A check run may be made by repeating steps 6 and 7.
9. Calculate the kinematic viscosity in $\text{mm}^2/\text{s}(\text{cSt})$ of the sample by multiplying the efflux time in seconds by the viscometer constant



The viscometer constant at other temperatures can be obtained by interpolation or extrapolation. To obtain kinematic viscosity in $\text{mm}^2/\text{s}(\text{cSt})$ multiply the efflux time in seconds by the viscometer constant. To obtain viscosity in $\text{mPa}\cdot\text{s}(\text{cP})$, multiply the kinematic viscosity in $\text{mm}^2/\text{s}(\text{cSt})$ by the density in grams per milliliter.

The constants assume a value for the coefficient of thermal expansion typical to that for mineral oil, and that the viscometer was filled with test sample at room temperature. If the filling temperature T_F is substantially different than room temperature, the viscometer constant at test temperature T_T is $C_0 (1 - B [T_T - T_F])$. The values of C_0 and B shown are based on a coefficient of thermal expansion typical to that for a mineral oil.

*WARNING: The use of dichromate acid cleaning solution or non-chromium containing strongly oxidizing acid cleaning solution is recommended to clean deposits from glass-capillary kinematic viscometers (see ASTM D445, Para. 12 Cleaning of Viscometer).

The use of alkaline liquid detergents or cleaning solutions whose pH is above 8.0 may result in the enlargement of the working capillary of the viscometer and a significant change in the calibration constant of the viscometer. Changes in calibration constants in excess of 20% have been reported with repeated use of such alkaline cleaning solutions. THE USE OF THESE CLEANING SOLUTIONS IS NOT RECOMMENDED.

MEASUREMENT UNCERTAINTY

The expanded uncertainty is provided at the 95% confidence interval. An expanded uncertainty U is determined by multiplying the combined standard uncertainty u_c by a coverage factor k : $U = k * u_c$ where $k=2$. See NIST Technical Note 1297, 1994 edition, Guidelines for Evaluating and Expressing the Uncertainty of NIST Measurement Results.

EXPIRATION OF CERTIFICATION

Historically Cannon Instrument Company has found that glass capillary viscometer calibrations remain valid for 10 years unless (1) the viscometer has been damaged or (2) materials which chemically attack borosilicate glass (e.g., hydrofluoric acid or highly alkaline solutions) have been used. Nonetheless, it is recommended that the calibration be verified with kinematic viscosity standards periodically; if a change in calibration is indicated, carefully examine all sources of error, including especially temperature measurement since most apparent changes in calibration of the viscometer are due to errors in temperature measurement.

Contact Cannon Instrument Company for additional information regarding this certificate.

This certificate shall not be reproduced except in full, without the written approval of Cannon Instrument Company