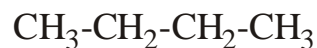
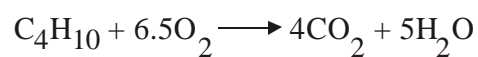


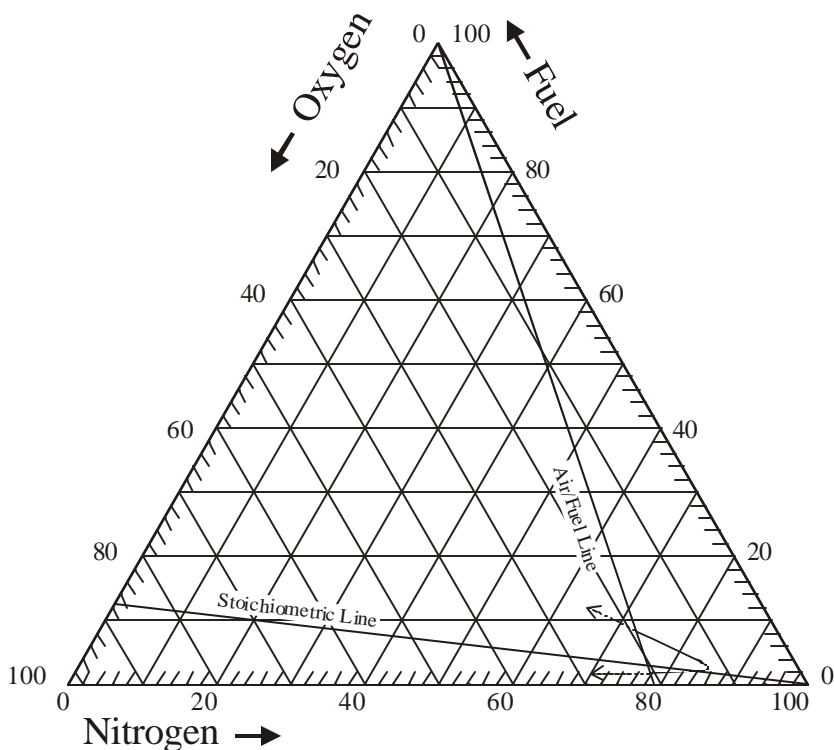
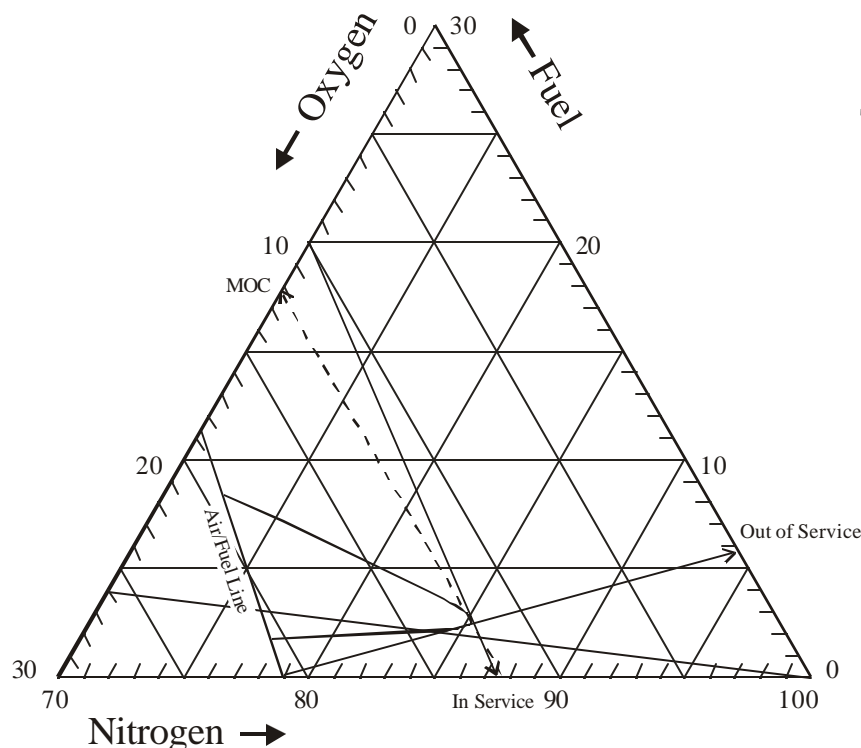
Butane



25°C and Atmospheric Pressure



Triangular Plot Data From Reference 2



Molecular weight:	58.12
Boiling point: ¹	-0.45°C
LFL: ²	1.8%
UFL: ²	8.4%
MOC:	12.3% O ₂
Flash point: ³	-74.15°C

Vapor Pressure	
Equation: ⁴	$\ln P = A - \frac{B}{T(K) + C}$
	P (mmHg)
	195 to 290K
	A = 15.6782
	B = 2154.90
	C = -34.42

Concentration of vapor in air at 1 atm.: **%

From Figure:

In service	87.5% N ₂
Concentrations:	12.5% O ₂
Out of service	5.8% Fuel
Concentrations:	94.2% N ₂

¹Lide, D. R., Editor in chief, *Handbook of Chemistry and Physics*, 71st ed., CRC Press, Inc., Boston, 1991

²Zabetakis, M. G., *Flammability Characteristics of Combustible Gases and Vapors*, U.S. Dept. of the Interior, Bureau of Mines, No. 627, 1965

³Stephenson, R. M., *Flash Points of Organic and Organometallic Compounds*, Elsevier Science Publishing Co., Inc., New York, 1987

⁴Reid, R. C., Prausnitz, J. M., and Sherwood, T. R., *The Properties of Gases and Liquids*, 3rd ed. McGraw Hill, New York, 1977